PLAN 1282

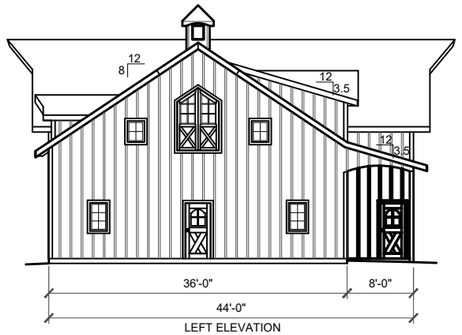

LEFT ELEVATION

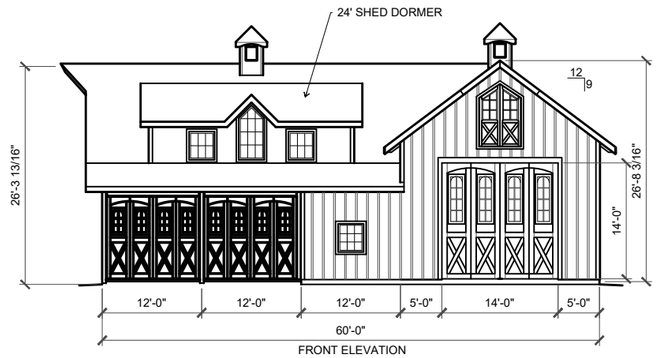

FRONT ELEVATION

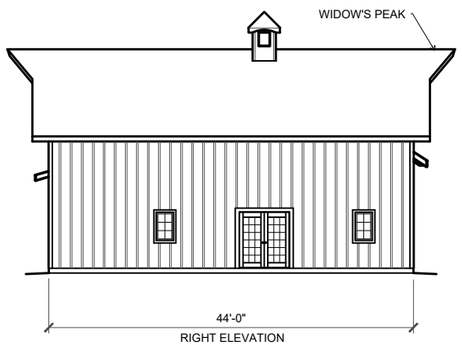

RIGHT ELEVATION

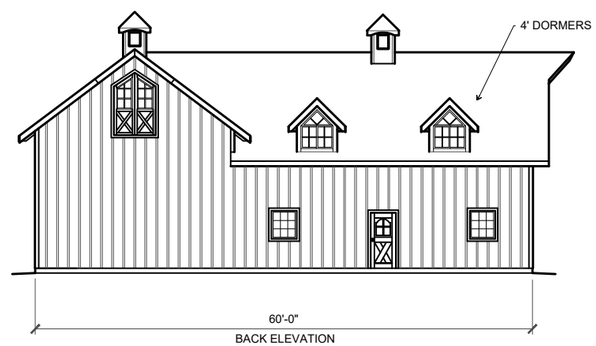

BACK ELEVATION

Barn Factory Bundle Kit Quote **Picture #____ Plan#** 1282

Customer _____ Upper Sq. ft. 1296

cell_____ date __/__/__ Lower Sq. ft. 2640

email_____ zip____ Total Sq. ft. 3936

Salesperson

Pre-made Item		Qty	
Cupola	✓Yes/No	2	☐4 sided ☐6 sided
Widows peak	✓Yes/No	3	Pitch___/12 ☐ standard ☐ other
Dormers	✓Yes/No	3	gable 4' 2 6' ☐other 1 6 able dormer
Loft door	✓Yes/No	3	Size ☐ windows ___Yes/No___
Alley doors	___Yes/No✓	0	Size ☐ windows ___Yes/No___
RV Garage doors	✓Yes/No	3	Size ☐ windows ___Yes/No___
Carriage House doors	___Yes/No✓	0	Size ☐ windows ___Yes/No___
Man doors	✓Yes/No	2	Size ☐ windows ___Yes/No___
Stall door	___Yes/No✓	0	(Standard plans $500 custom plans $1000)
Dutch Paddock door	___Yes/No✓	0	
Stall front grill w/grill gate	___Yes/No✓	0	
Gossip grill	___Yes/No✓	0	
Stair way	✓Yes/No	1	
Barn window sizes	✓Yes/No	7	

18 PAGE ☐ **PLANS ONLY $**_____

OR…. **Barn bundle kit including Plans**

☐ **BUNDLE KIT $** 16,800

lumber and hardware purchased locally purchased Estimate $ 35000

Estimated kit total $ 51,800

FOB 98568 **Shipping estimate**$_____

Estimated labor $_____??

Likely additional costs will be; Engineer's fee, building permit, excavation, CONCRETE, ROOFING, paint. ETC.

Bundle kit Terms; 1/2 to start $ 8400 balance when kit is ready $ 8400

If you are seriously considering purchasing the above **bundle kit** items and have more questions, please fill out the customer information above, and email Howard at Barnfactory@gmail.com or text Howard at 360-470-4866

Thanks, Howard

"The old barn guy"

"Items" copyright The Barn Factory 9.8.22

BARNFACTORY.COM
P.O. BOX 339
Oakville, Washington 98568

BARN PLANS AND
PREMADE ITEMS BUNDLE KITS

e-mail: barnfactory@gmail.com

BARN FACTORY

these plans are designed by and the property of Howard Horton. Copyright 2015-2023. All rights reserved. This architectural plan and all derivative works are intended for one-time use only for Barn Factory customers unless otherwise expressed by written consent of copyright holder in accordance with 17 U.S.C. § 102. Any reproduction of this drawing for use on other projects, in whole or in part, is prohibited without the express written consent of the copyright holder and may be subject to compensation. This plan and all derivative works are general in nature and subject to modification by local code requirements. Review by a licensed engineer is recommended and may be required.
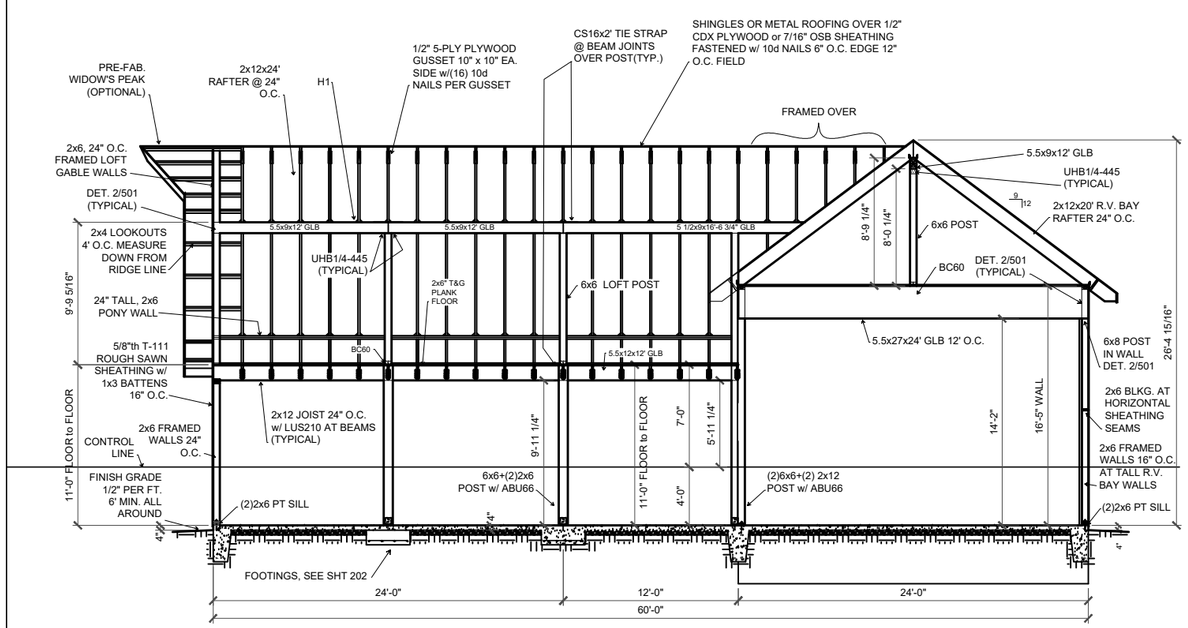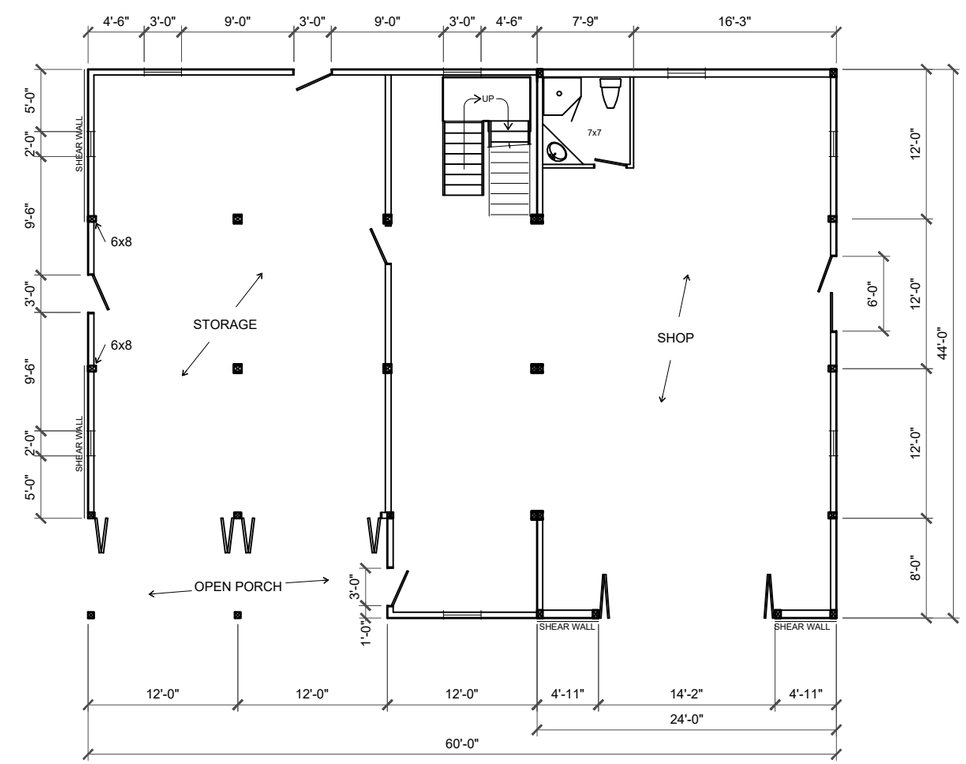
You the owner will need to provide the following from your local permit office;
Wind Load
Ground snow Load
Frost Depth
Seismic Zone
Plan Size 11x17 or 24x36
Site address