PLAN 1300

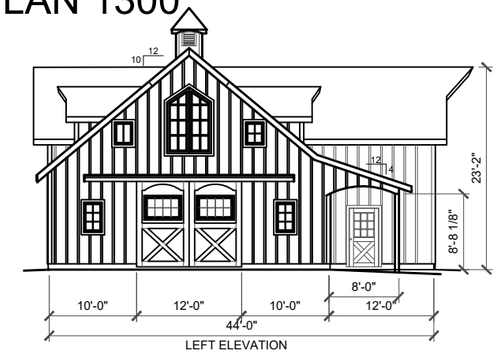

LEFT ELEVATION

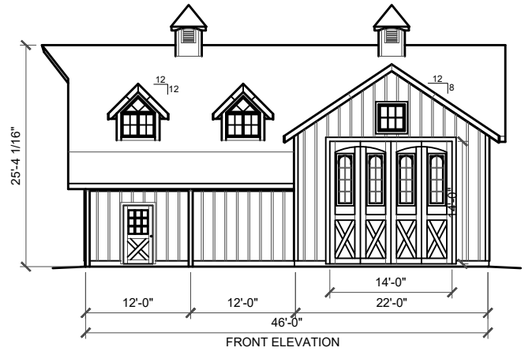

FRONT ELEVATION

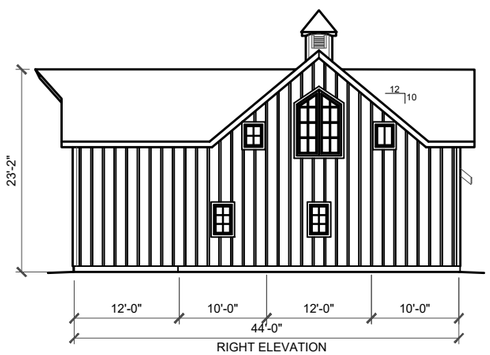

RIGHT ELEVATION

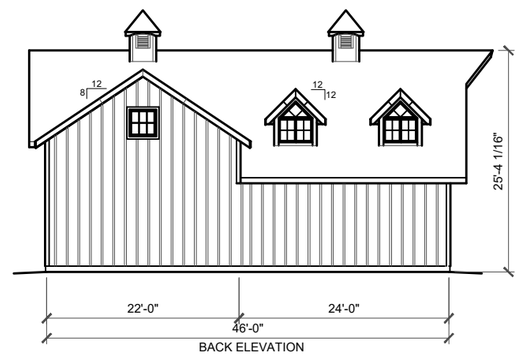

BACK ELEVATION

Barn Factory Bundle Kit Quote **Picture #____ Plan#** 1300

Customer _____

cell_____ date __/__/__ RV

email_____ zip_____

Upper Sq. ft. 864

Lower Sq. ft. 1160

Total Sq. ft. 2024

Salesperson Howard

Pre-made Item		Qty	
Cupola	✓Yes/No	2	✓4 sided ☐6 sided
Widows peak	✓Yes/No	2	Pitch___/ 12 ☐ standard ☐ other
Dormers	✓Yes/No	4	gable 4' ☐ 6' ✓other ☐
Loft door	✓Yes/No	2	Size 63x90 ☐ windows ✓Yes/No French
Alley doors	✓Yes/No	1	Size 12x10 ☐ windows ✓Yes/No
RV Garage doors	✓Yes/No	1	Size 14x14 ☐ windows ✓Yes/No
Carriage House doors	Yes/No ✓	0	Size ☐ windows Yes/No
Man doors	✓Yes/No	2	Size ☐ windows ✓Yes/No
Stall door	Yes/No ✓	0	(Standard plans $500 custom plans $1000) 22 PAGE ☐ **PLANS ONLY $**_____ **OR…. Barn bundle kit including Plans** ☐ **BUNDLE KIT $** 12,600
Dutch Paddock door	Yes/No ✓	0	**lumber and hardware** purchased locally purchased Estimate $ 21,000
Stall front grill w/grill gate	Yes/No ✓	0	**Estimated kit total** $ 33,600 FOB 98568 **Shipping estimate$**_____
Gossip grill	Yes/No ✓	0	**Estimated labor** $_____??
Stair way	✓Yes/No	1	Likely additional costs will be; Engineer's fee, building permit, excavation, CONCRETE, ROOFING, paint. ETC.
Barn window sizes 4 24x40	✓Yes/No 4 24x30 2 40x40	10	FACTORY?

Bundle kit Terms; 1/2 to start $ 6300 balance when kit is ready $ 6300

If you are seriously considering purchasing the above **bundle kit** items and have more questions, please fill out the customer information above, and email Howard at Barnfactory@gmail.com or text Howard at 360-470-4866

Thanks, Howard

"The old barn guy"

"Items" copyright The Barn Factory 9.8.22

BARNFACTORY.COM
P.O. BOX 339
Oakville, Washington 98568

BARN PLANS AND
PREMADE ITEMS BUNDLE KITS

e-mail: barnfactory@gmail.com

BARN FACTORY

these plans are designed by and the property of Howard Horton. Copyright 2015-2023. All rights reserved. This architectural plan and all derivative works are intended for one-time use only for Barn Factory customers unless otherwise expressed by written consent of copyright holder in accordance with
17 U.S.C. § 102. Any reproduction of this drawing for use on other projects, in whole or in part, is prohibited without the express written consent of the copyright holder and may be subject to compensation. This plan and all derivative works are general in nature and subject to modification by local code requirements. Review by a licensed engineer is recommended and may be required.
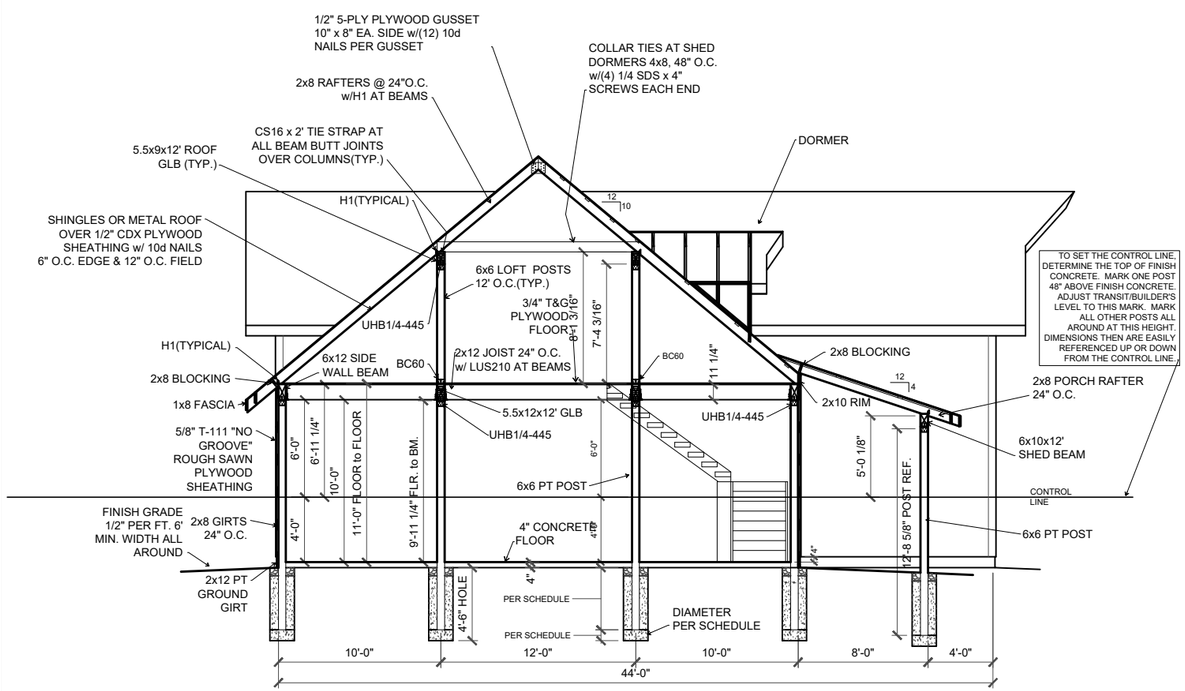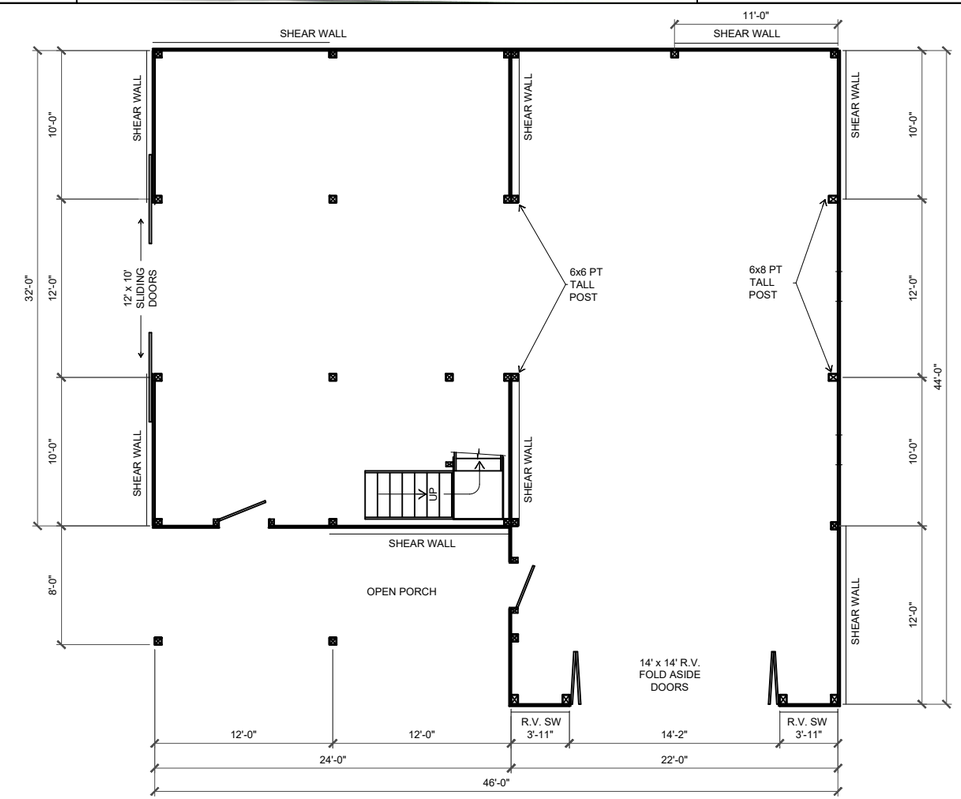
You the owner will need to provide the following from your local permit office;
Wind Load
Ground snow Load
Frost Depth
Seismic Zone
Plan Size 11x17 or 24x36
Site address