PLAN 1342

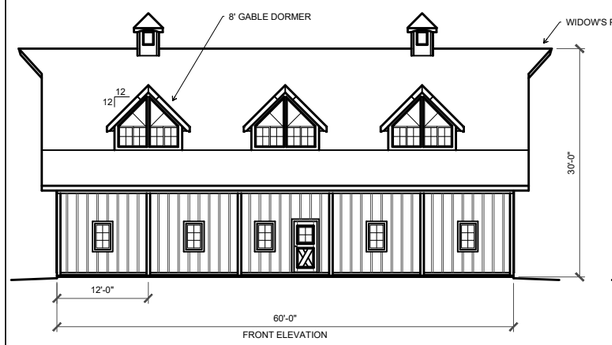

FRONT ELEVATION

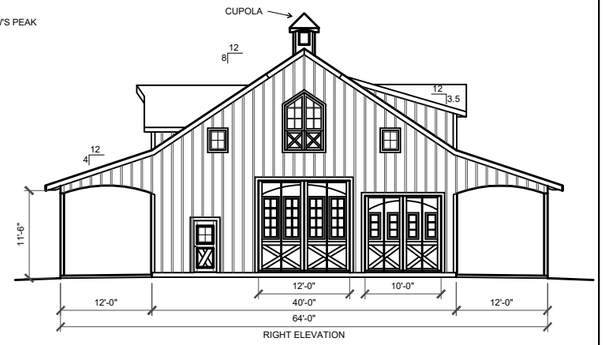

RIGHT ELEVATION

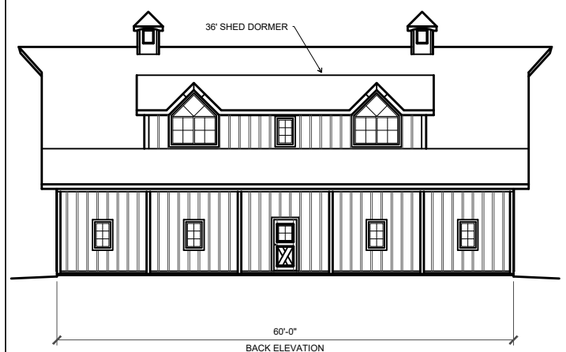

BACK ELEVATION

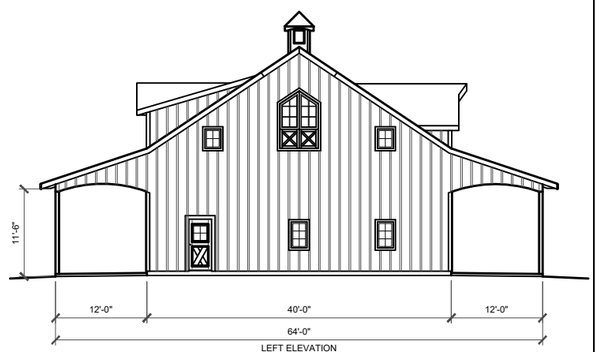

LEFT ELEVATION

Barn Factory Bundle Kit Quote **Picture #____ Plan#** 1342

Customer _____ Upper Sq. ft. 2400

cell_____ date __/__/__ Lower Sq. ft. 3840

email_____ zip_____ Total Sq. ft. 6240

Salesperson Howard

Pre-made Item		**Qty**	
Cupola	✓Yes/No	2	☐4 sided ☐6 sided
Widows peak	✓Yes/No	4	Pitch___/ 12 ☐ standard ☐ other
Dormers	✓Yes/No	4	gable 4' ☐6' ☐other ☐ three 8' one 6 able
Loft door	✓Yes/No	2	Size ☐ windows ___Yes/No___
Alley doors	___Yes/No✓	0	Size ☐ windows ___Yes/No___
RV Garage doors	✓Yes/No	2	Size ☐ windows ___Yes/No___
Carriage House doors	___Yes/No✓	0	Size ☐ windows ___Yes/No___
Man doors	✓Yes/No	4	Size ☐ windows ___Yes/No___
Stall door	___Yes/No✓	0	(Standard plans $500 custom plans $1000) 20 PAGE ☐ **PLANS ONLY $**_____ **OR…. Barn bundle kit including Plans** ☐ **BUNDLE KIT $** 16800
Dutch Paddock door	___Yes/No✓	0	**lumber and hardware** purchased locally purchased Estimate $ 52000
Stall front grill w/grill gate	___Yes/No✓	0	**Estimated kit total $** 68,800 FOB 98568 **Shipping estimate$**_____
Gossip grill	___Yes/No✓	0	**Estimated labor** $_____??
Stair way	✓Yes/No	1	Likely additional costs will be; Engineer's fee, building permit, excavation, CONCRETE, ROOFING, paint. ETC.
Barn window sizes	✓Yes/No	11	

Bundle kit Terms; 1/2 to start $ 8400 balance when kit is ready $ 8400

If you are seriously considering purchasing the above **bundle kit** items and have more questions, please fill out the customer information above, and email Howard at Barnfactory@gmail.com or text Howard at 360-470-4866

Thanks, Howard

"The old barn guy"

"Items" copyright The Barn Factory 9.8.22

BARNFACTORY.COM
P.O. BOX 339
Oakville, Washington 98568

BARN PLANS AND
PREMADE ITEMS BUNDLE KITS

e-mail: barnfactory@gmail.com

BARN FACTORY

these plans are designed by and the property of Howard Horton. Copyright 2015-2023. All rights reserved. This architectural plan and all derivative works are intended for one-time use only for Barn Factory customers unless otherwise expressed by written consent of copyright holder in accordance with
17 U.S.C. § 102. Any reproduction of this drawing for use on other projects, in whole or in part, is prohibited without the express written consent of the copyright holder and may be subject to compensation. This plan and all derivative works are general in nature and subject to modification by local code requirements. Review by a licensed engineer is recommended and may be required.
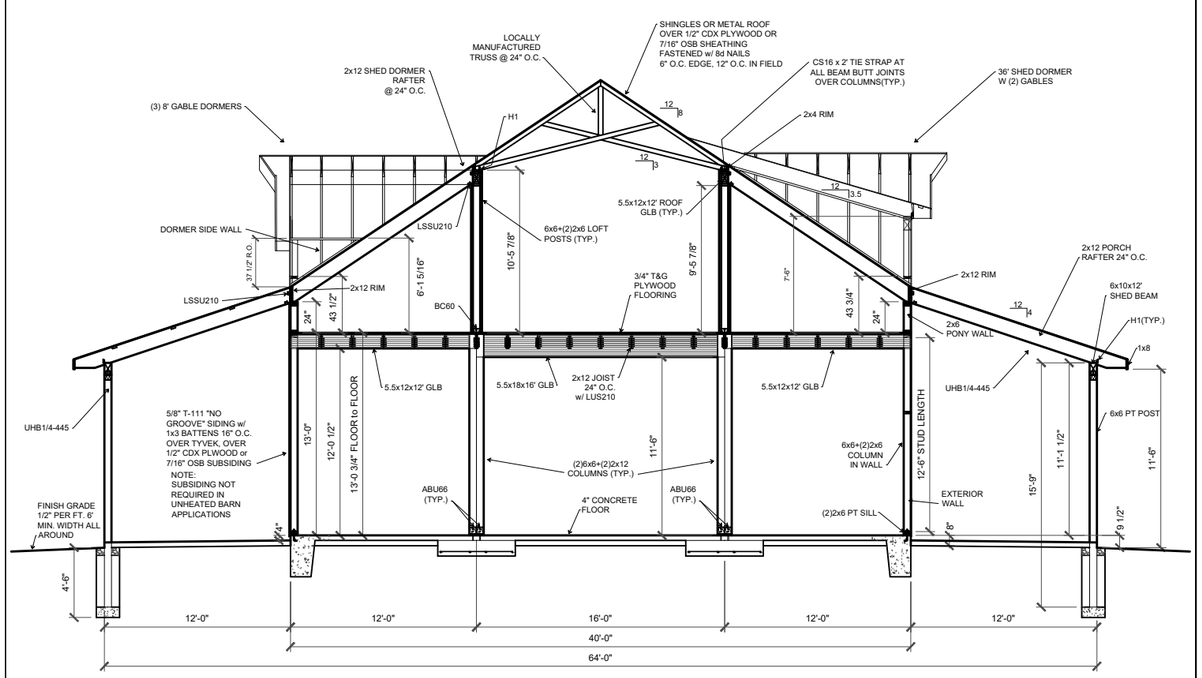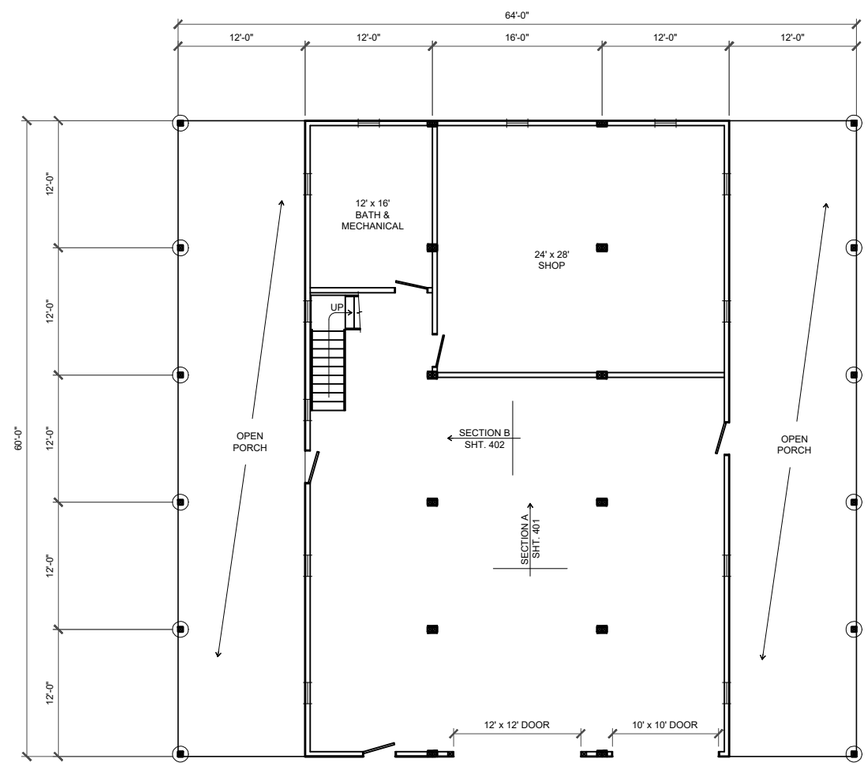
You the owner will need to provide the following from your local permit office;
Wind Load
Ground snow Load
Frost Depth
Seismic Zone
Plan Size 11x17 or 24x36
Site address