PLAN 1360

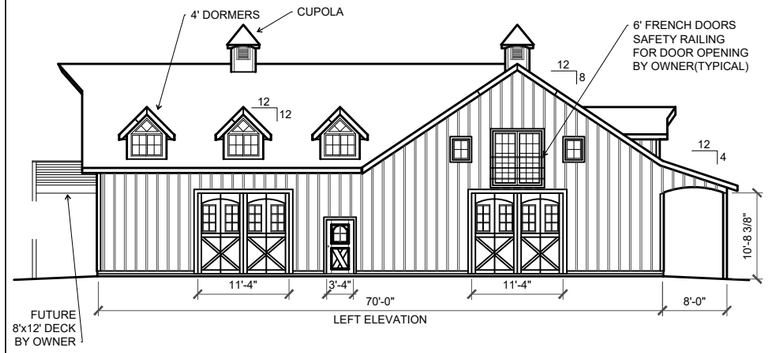

LEFT ELEVATION

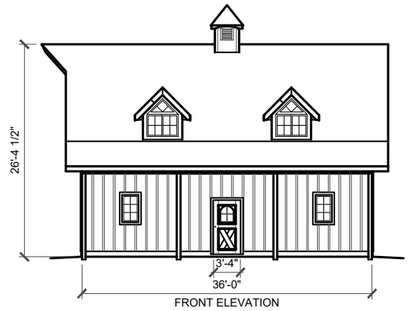

FRONT ELEVATION

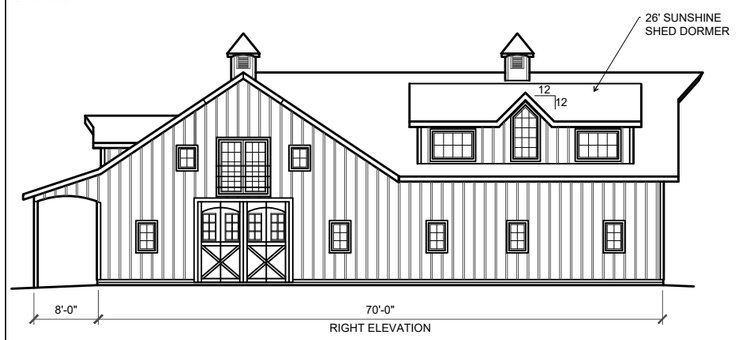

RIGHT ELEVATION

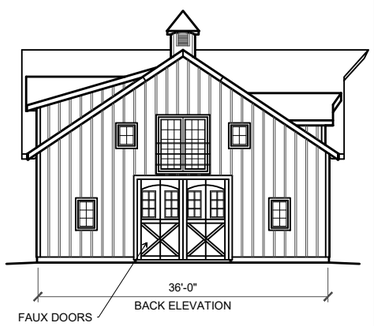

BACK ELEVATION

Barn Factory Bundle Kit Quote **Picture #____ Plan#** 1360

Customer _____ TRIPLE CROWN Upper Sq. ft. 2808

cell_____ date __/__/__ Lower Sq. ft. 2808

email_____ zip_____ Total Sq. ft. 5616

Salesperson Howard

Pre-made Item		Qty	
Cupola	✓Yes/No	2	☑4 sided ☐6 sided
Widows peak	✓Yes/No	3	Pitch___/ 12 ☑standard ☐ other
Dormers	✓Yes/No	6	gable 4' 5 6' ☐ other 1 Sunshine 26'
Loft door	Yes/No ✓	0	Size owner ☒ windows Yes/No
Alley doors	Yes/No	0	Size ☑ windows Yes/No
RV Garage doors	✓Yes/No	3	Size ☐ windows ✓Yes/No
Carriage House doors	Yes/No	0	Size ☐ windows Yes/No
Man doors	Yes/No	2	Size ☐ windows Yes/No
Stall door	Yes/No		(Standard plans $500 custom plans $1000) 22 PAGE ☐ **PLANS ONLY $**_____ **OR…. Barn bundle kit including Plans** ☐ **BUNDLE KIT $** 19,500
Dutch Paddock door	Yes/No		**lumber and hardware** purchased locally purchased Estimate $ 48000
Stall front grill w/grill gate	Yes/No		**Estimated kit total** $ 67,500 FOB 98568 **Shipping estimate**$_____
Gossip grill	Yes/No		**Estimated labor** $_____??
Stair way	✓Yes/No	1	Likely additional costs will be; Engineer's fee, building permit, excavation, CONCRETE, ROOFING, paint. ETC.
Barn window sizes	✓Yes/No Lower	9	

Bundle kit Terms; 1/2 to start $ 9750 balance when kit is ready $ 9750

If you are seriously considering purchasing the above **bundle kit** items and have more questions, please fill out the customer information above, and email Howard at Barnfactory@gmail.com or text Howard at 360-470-4866

Thanks, Howard

"The old barn guy"

"Items" copyright The Barn Factory 9.8.22

BARNFACTORY.COM
P.O. BOX 339
Oakville, Washington 98568

BARN PLANS AND
PREMADE ITEMS BUNDLE KITS

e-mail: barnfactory@gmail.com

BARN FACTORY

these plans are designed by and the property of Howard Horton. Copyright 2015-2023. All rights reserved. This architectural plan and all derivative works are intended for one-time use only for Barn Factory customers unless otherwise expressed by written consent of copyright holder in accordance with 17 U.S.C. § 102. Any reproduction of this drawing for use on other projects, in whole or in part, is prohibited without the express written consent of the copyright holder and may be subject to compensation. This plan and all derivative works are general in nature and subject to modification by local code requirements. Review by a licensed engineer is recommended and may be required.
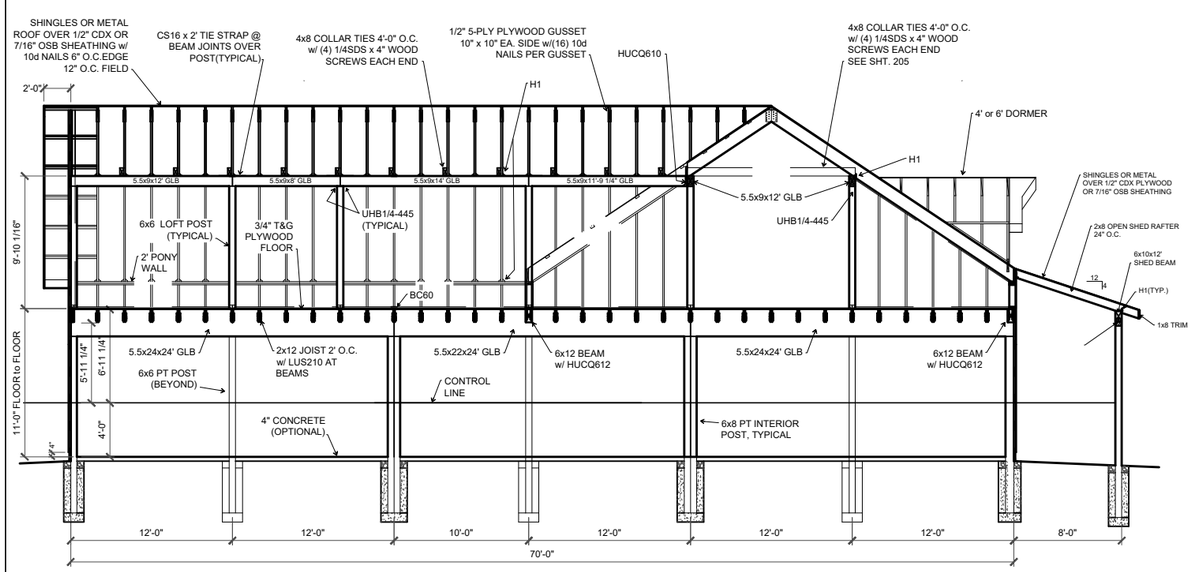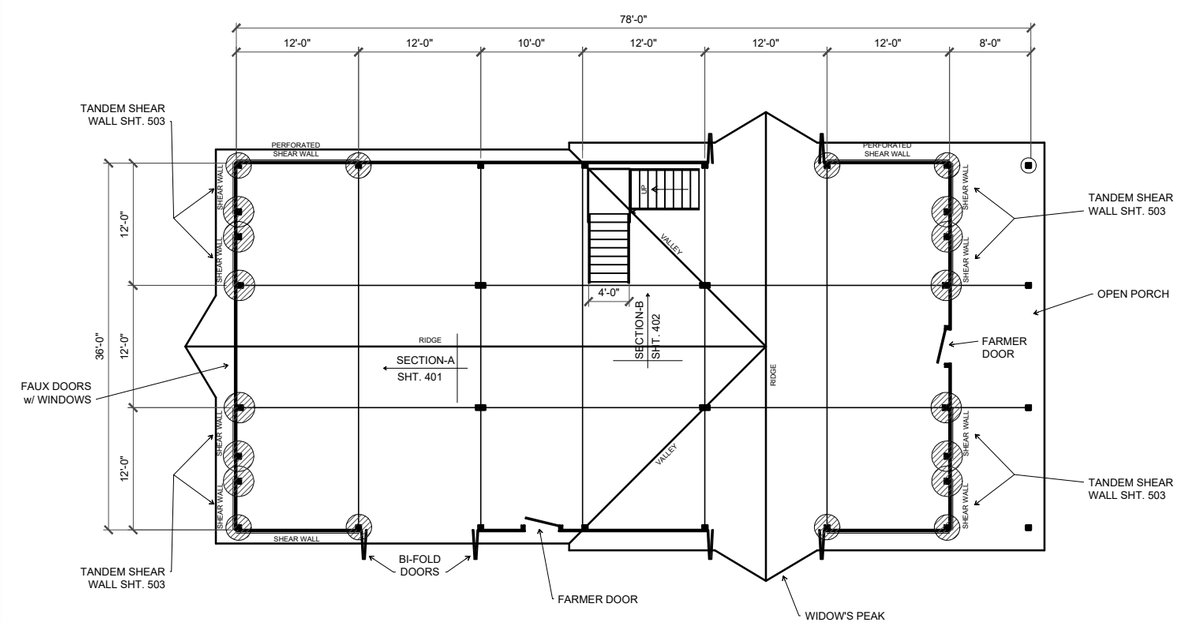
You the owner will need to provide the following from your local permit office;
Wind Load
Ground snow Load
Frost Depth
Seismic Zone
Plan Size 11x17 or 24x36
Site address