# PLAN 1635

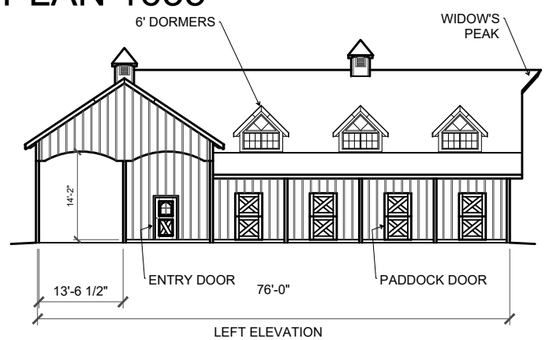


LEFT ELEVATION

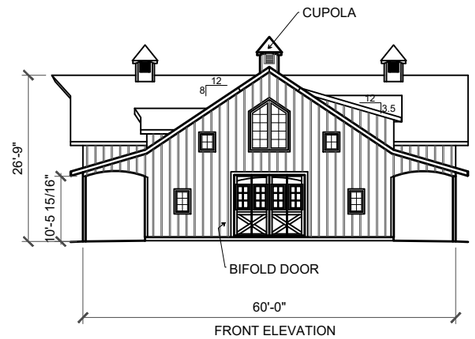


FRONT ELEVATION

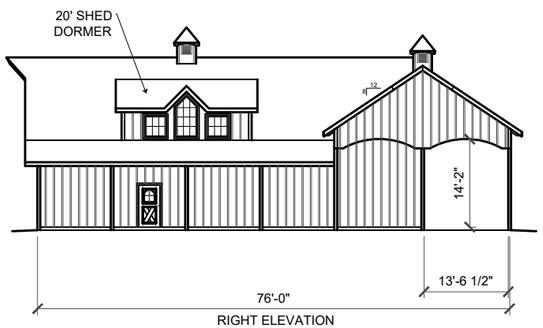


RIGHT ELEVATION

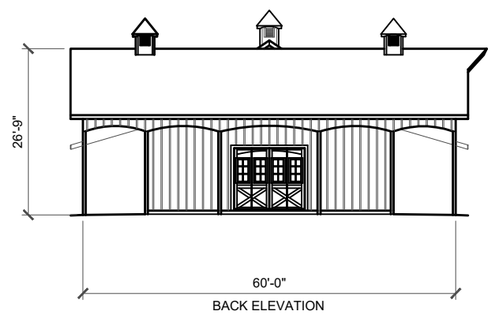


BACK ELEVATION

**Barn Factory Bundle Kit Quote** **Picture #____ Plan#** 1635

**Customer** _____ Upper Sq. ft. 2480

cell_____ date __/__/__ Lower Sq. ft. 4560

email_____ zip_____ Total Sq. ft. 7040

Salesperson Howard

| Pre-made Item | | Qty | |
|---|---|---|---|
| Cupola | ✓Yes/No | 3 | ☐4 sided ☐6 sided |
| Widows peak | ✓Yes/No | 3 | Pitch___/12_ ☐ standard ☐ other |
| Dormers | ✓Yes/No | 4 | gable 4' ☐6' ☒other 1 shed dormer |
| Loft door | ✓Yes/No | 1 | Size ☐ windows ___Yes/No___ |
| Alley doors | ___Yes/No✓ | 0 | Size ☐ windows ___Yes/No___ |
| RV Garage doors | ✓Yes/No | 2 | Size ☐ windows ___Yes/No___ |
| Carriage House doors | ___Yes/No✓ | 0 | Size ☐ windows ___Yes/No___ |
| Man doors | ✓Yes/No | 2 | Size ☐ windows ___Yes/No___ |
| Stall door | ___Yes/No✓ | 0 | (Standard plans $500 custom plans $1000) |
| Dutch Paddock door | ✓Yes/No | 4 | |
| Stall front grill w/grill gate | ___Yes/No✓ | 0 | |
| Gossip grill | ___Yes/No✓ | 0 | |
| Stair way | ✓Yes/No | 1 | |
| Barn window sizes | ✓Yes/No | 2 | |

21 PAGE ☐ **PLANS ONLY $**_____

**OR….** **Barn bundle kit including Plans**

☐ **BUNDLE KIT $** 16500

**lumber and hardware** purchased locally purchased Estimate $ 60,000

**Estimated kit total** $ 76,500

FOB 98568 **Shipping estimate$**_____

**Estimated labor** $_____??

Likely additional costs will be; Engineer's fee, building permit, excavation, CONCRETE, ROOFING, paint. ETC.

**Bundle kit Terms;** 1/2 to start $ 8,250 balance when kit is ready $ 8,250

If you are seriously considering purchasing the above **bundle kit** items and have more questions, please fill out the customer information above, and email Howard at Barnfactory@gmail.com or text Howard at 360-470-4866

Thanks, Howard

"The old barn guy"

"Items" copyright The Barn Factory 9.8.22

BARNFACTORY.COM
P.O. BOX 339
Oakville, Washington 98568

BARN PLANS AND
PREMADE ITEMS BUNDLE KITS

e-mail: barnfactory@gmail.com

BARN FACTORY

these plans are designed by and the property of Howard Horton. Copyright 2015-2023. All rights reserved. This architectural plan and all derivative works are intended for one-time use only for Barn Factory customers unless otherwise expressed by written consent of copyright holder in accordance with 17 U.S.C. § 102. Any reproduction of this drawing for use on other projects, in whole or in part, is prohibited without the express written consent of the copyright holder and may be subject to compensation. This plan and all derivative works are general in nature and subject to modification by local code requirements. Review by a licensed engineer is recommended and may be required.

You the owner will need to provide the following from your local permit office;
Wind Load
Ground snow Load
Frost Depth
Seismic Zone
Plan Size 11x17 or 24x36
Site address

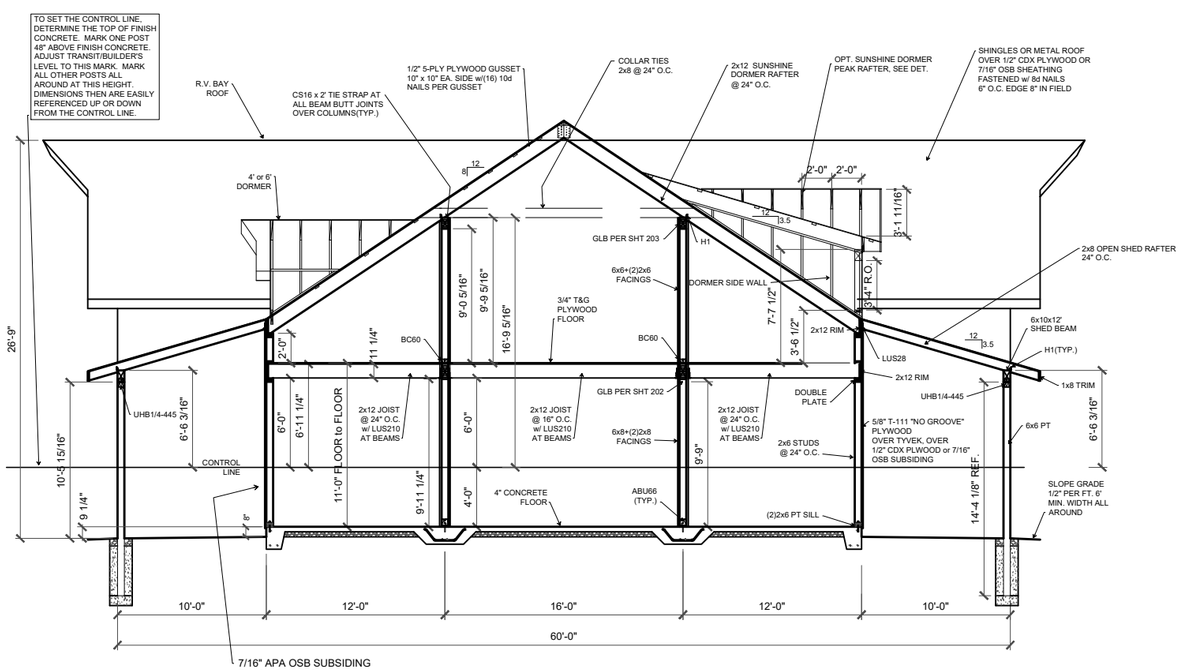


7/16" APA OSB SUBSIDING
EN: 8d @ 4" O.C.
FN: 8d @10" O.C.
DOUBLE STUD AT PANEL EDGES w/2-16d @ 6" O.C. VERT.
DOUBLE 2x6 PT SILL PLATE w/5/8" AB @ 30" O.C.
PLATE SHEARNAILING: 2 ROWS 16d @ 12" O.C. STAGGERED

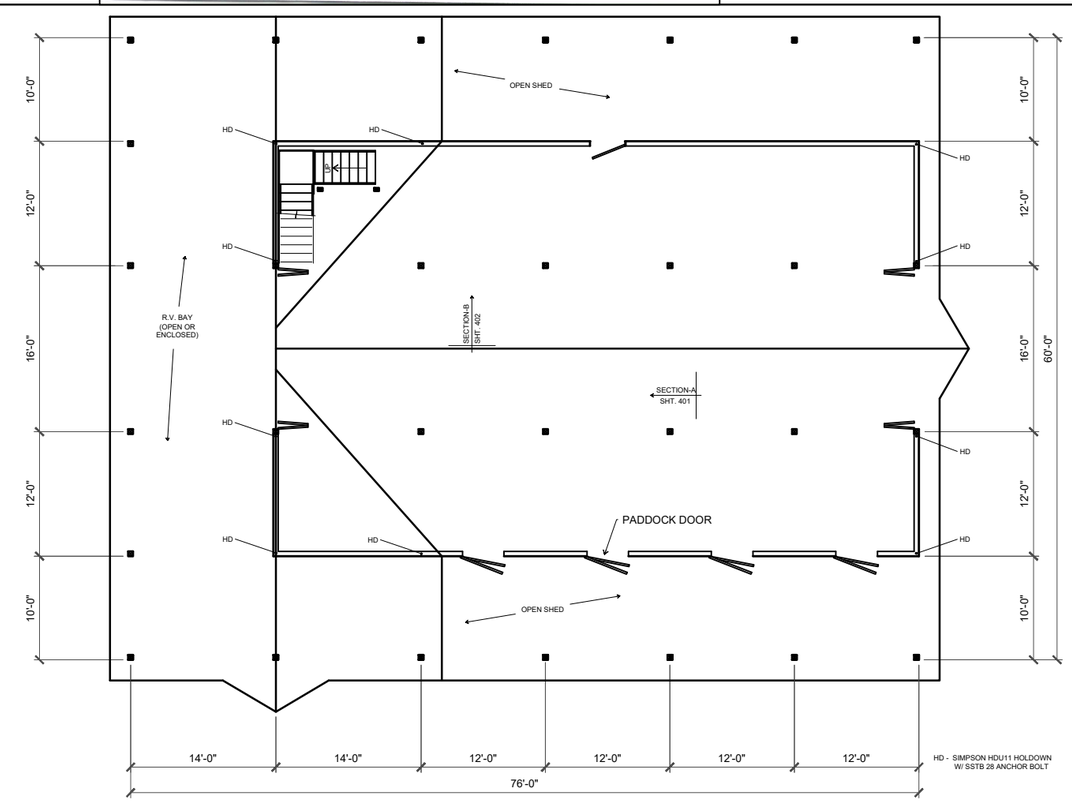


HD - SIMPSON HDU11 HOLDOWN W/ SSTB 28 ANCHOR BOLT