PLAN 1720

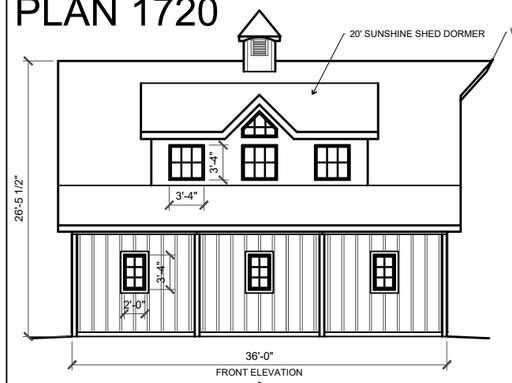

FRONT ELEVATION

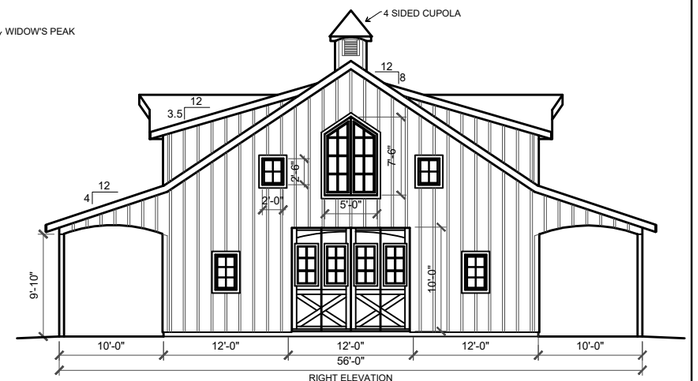

RIGHT ELEVATION

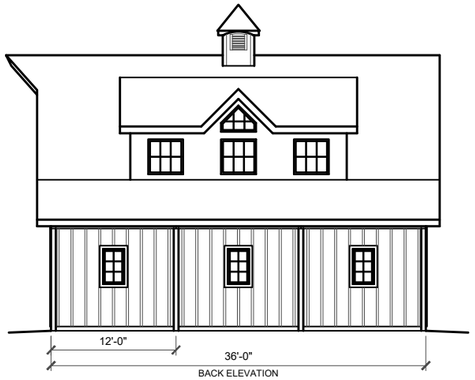

BACK ELEVATION

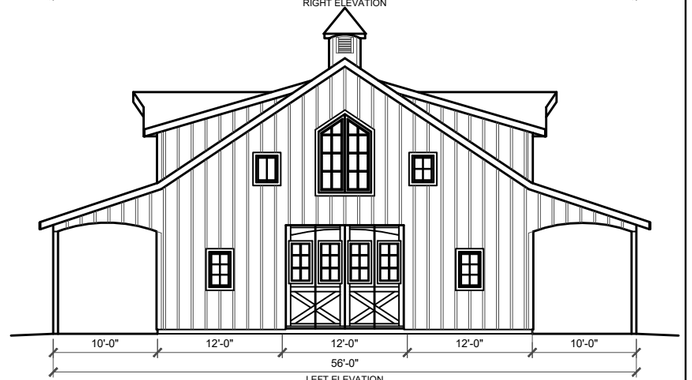

LEFT ELEVATION

Barn Factory Bundle Kit Quote **Picture #____ Plan#** 1720

Customer _____ Upper Sq. ft. 1296

cell_____ date __/__/__ Western Classic Lower Sq. ft. 2016

email_____ zip_____ Total Sq. ft. 3312

Salesperson Howard

Pre-made Item		Qty	
Cupola	✓Yes/No	1	☑4 sided ☐6 sided
Widows peak	✓Yes/No	1	Pitch___/12 ☐ standard ☐ other
Dormers	✓Yes/No	2	gable 4' ☐ 6' ☐ other ☑ sunshine 20'
Loft door	✓Yes/No	2	Size 60x96 ☐ windows ✓Yes/No French
Alley doors B1	✓Yes/No	2	Size 12x10 ☐ windows ✓Yes/No
RV Garage doors	Yes/No ✓	0	Size ☐ windows Yes/No
Carriage House doors	Yes/No ✓	0	Size ☐ windows Yes/No
Man doors	Yes/No ✓	0	Size ☐ windows Yes/No
Stall door	Yes/No ✓	0	(Standard plans $500 custom plans $1000)
Dutch Paddock door	Yes/No ✓	0	
Stall front grill w/grill gate	Yes/No ✓	0	
Gossip grill	Yes/No ✓	0	
Stair way	✓Yes/No	1	
Barn window sizes Factory	✓Yes/No 10 24x40 4 24x30	14	

19 PAGE ☐ **PLANS ONLY $**_____

OR…. Barn bundle kit including Plans

☐ **BUNDLE KIT $** 10,400

lumber and hardware purchased locally purchased Estimate $ 28000

Estimated kit total $ 38 400

FOB 98568 **Shipping estimate**$_____

Estimated labor $_____??

Likely additional costs will be; Engineer's fee, building permit, excavation, CONCRETE, ROOFING, paint. ETC.

Bundle kit Terms; 1/2 to start $ 5,200 balance when kit is ready $ 5,200

If you are seriously considering purchasing the above **bundle kit** items and have more questions, please fill out the customer information above, and email Howard at Barnfactory@gmail.com or text Howard at 360-470-4866

Thanks, Howard

"The old barn guy"

"Items" copyright The Barn Factory 9.8.22

BARNFACTORY.COM
P.O. BOX 339
Oakville, Washington 98568

BARN PLANS AND
PREMADE ITEMS BUNDLE KITS

e-mail: barnfactory@gmail.com

BARN FACTORY

these plans are designed by and the property of Howard Horton. Copyright 2015-2023. All rights reserved. This architectural plan and all derivative works are intended for one-time use only for Barn Factory customers unless otherwise expressed by written consent of copyright holder in accordance with
17 U.S.C. § 102. Any reproduction of this drawing for use on other projects, in whole or in part, is prohibited without the express written consent of the copyright holder and may be subject to compensation. This plan and all derivative works are general in nature and subject to modification by local code requirements. Review by a licensed engineer is recommended and may be required.
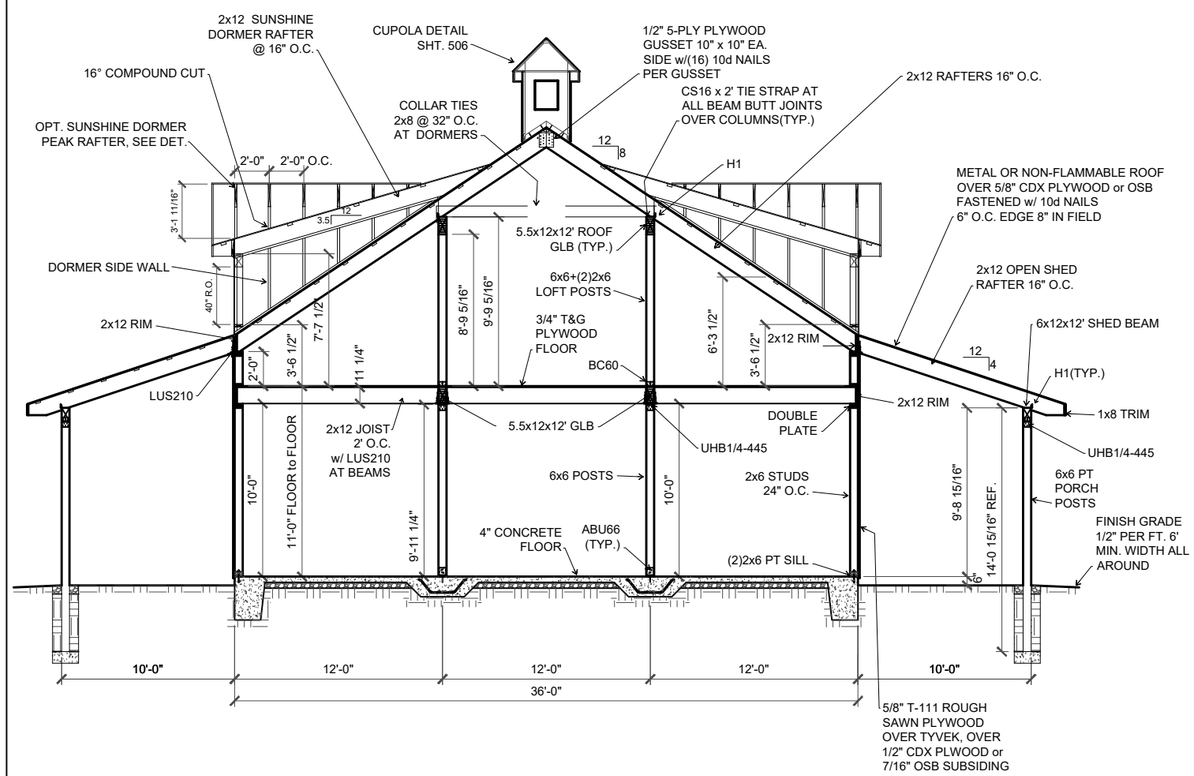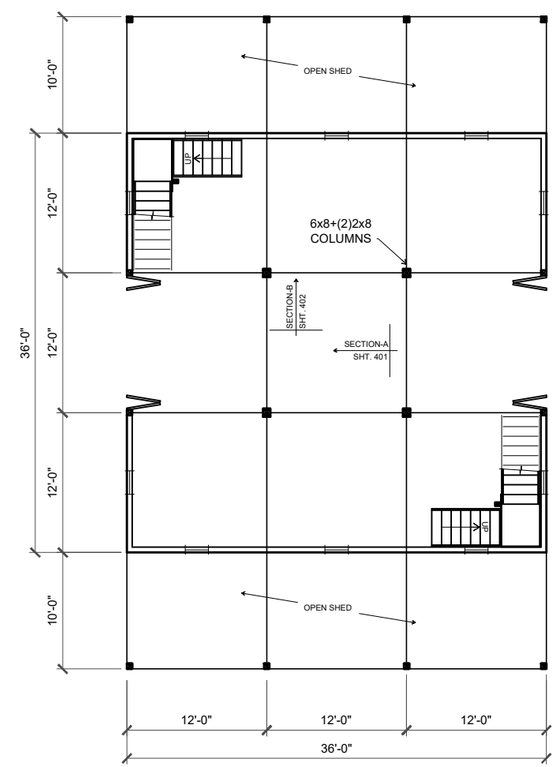
You the owner will need to provide the following from your local permit office;
Wind Load
Ground snow Load
Frost Depth
Seismic Zone
Plan Size 11x17 or 24x36
Site address